

CERTIFICATE OF VETERINARY EXAMINATION OF A HORSE ON BEHALF OF A PROSPECTIVE PURCHASER AT

Goffs UK AINTREE Sale 2022 07/04/2022

Lot Number: 17

CONDITIONS: The examination for this certificate was carried out exclusively for the information of the purchaser of the horse described below under the conditions of the auction company pertaining on the date of sale. No liability whatsoever shall arise under this certificate, except for the purpose of that sale. This certificate is not valid for private sales outside the Conditions of Sale. The notes A to F appear on the reverse of this certificate.

THE HORSE WAS PRESENTED BY: Name & Address: Charlestown Racing, Ireland

DESCRIPTION OF THE HORSE: (See Note A)		Horse's Name: Deep Cave (IRE)	APPROXIMATE AGE RANGE
Passport Number	Colour Br	Sex G	By Dentition OR by Documentation* (* delete as appropriate)
Microchip Number *985101045308387	Breed or Type THOROUGHBRED		2018

THE EXAMINATION

LIMITATIONS OF THE EXAMINATION: (See Note C) I omitted stage(s) 0 of the standard procedure because
During the third stage of my examination the horse was (state the type of exercise) **Lunge**

ADDITIONAL PROCEDURES (See Note D) Specialist diagnostic techniques undertaken:
Report appended on the findings of additional procedures **YES** / **NO**
Flexion tests **WERE NOT** performed. Trotting on a small diameter circle on a firm surface **WAS NOT** performed
A blood sample **WAS** / **WAS NOT** taken from the horse during the examination (for medication analysis if required).

DECLARATION OF PRIOR KNOWLEDGE OF THIS HORSE'S CLINICAL HISTORY (See Note E)
To the best of my knowledge and belief the horse has not previously been attended by me or my veterinary practice.



REPORT OF RELEVANT CLINICAL FINDINGS AND HISTORY


Sarcoids on sheath, ventral abdomen and chest

Report continued on attached sheet **YES** / **NO**

INSURANCE	Where possible and if required, the prospective purchaser is advised to confirm that they are able to obtain suitable insurance cover before purchasing the horse.
SELLER'S WARRANTY	The prospective purchaser should consider obtaining a warranty from the seller with respect to vices, previous conditions or surgery and other significant information before purchasing the horse. (See note F)

OPINION OF THE EXAMINING VETERINARY SURGEON (See Note G)
In my opinion, on the balance of probabilities, the conditions reported above **DO** / **DO NOT** prejudice this horse's suitability for purchase to be used for **RACING**

Panel Veterinary Surgeon 1 Signature  Name & Address Ian Casan BVSc CertEP MRCVS B&W Equine Group Ltd Brendstone	Panel Veterinary Surgeon 2 Signature  Name & Address Date of Signature: ...06...../.....04...../.....2022.....
In the event of endoscopic examination Veterinary Surgeon's Signature: Name & Address Date of Signature:/...../.....	



NOTES ON THE EXAMINATION

The “*British Equine Veterinary Association (BEVA) / Royal College of Veterinary Surgeons (RCVS) Guidance Notes on the Examination of a Horse on Behalf of a Prospective Purchaser (amended 2018)*” establishes a general routine for the pre-purchase examination of horses. The examination is conducted broadly in five stages, although the exact sequence of the various tests within the examination may vary. The five stages are:

Stage 1 Preliminary examination

Stage 2 Walk and Trot, in hand

Stage 3 Exercise phase

Stage 4 Period of rest and re-examination

Stage 5 Second trot up

In circumstances where it is not possible to complete all the stages, or where the standard 5-stage examination is limited to just stages 1 and 2 at the specific request of the purchaser, the variations from the standard procedure should be made clear on the certificate.

NOTES FOR THE PURCHASER

(A) IDENTIFICATION AND LEGAL OWNERSHIP

This certificate serves to identify the horse that was examined, but it is not the responsibility of the examining veterinary surgeon to ascertain that the declared seller has legal title in the horse. It is the responsibility of the purchaser to satisfy themselves as to the ownership of the horse and to verify the records of any microchip with the relevant database.

(B) AGE

Without appropriate paper records from foalhood it is not possible to confirm the age of a horse with accuracy. Estimates of age based on a dental examination are imprecise and unreliable and any age range shown on the certificate is approximate and based on opinion only. In the absence of documentary evidence, the term ‘aged’ may be used to refer to a horse considered after examination to be over 15 years of age.

(C) LIMITATIONS OF THE EXAMINATION

If any parts of the five stages were omitted for any reason (see “Notes on the Examination” above), the opinion given is based purely upon those parts of the examination that were completed. The incomplete examination will not have identified any clinical signs of disease, injury or abnormality that could only have been revealed a part of the standard procedure that was omitted.

The horse examined may, at the time of the examination, have been subject to some previously administered drug or medicament having the effect of masking or concealing some disease, injury or physical abnormality that might otherwise have been clinically discoverable.

(D) ADDITIONAL PROCEDURES

Any procedures carried out in addition to those recommended in the BEVA/RCVS Guidance Notes (such as radiography, ultrasonography, and endoscopy) are listed. The original records of these procedures (such as radiographs, ultrasonographs, photographs), as well as the blood sample taken for medication analysis, are and remain the property of the examining veterinary surgeon.

Unless specified in additional procedures, this examination does not include examination of the inside of the prepuce (sheath), a detailed mouth examination with a speculum, a height measurement or any examination for pregnancy.

Flexion tests and trotting in a circle on a firm surface are not mandatory parts of the standard procedure, but they can sometimes provide useful additional information about a horse. There may be circumstances when the examining veterinary surgeon concludes that it is unsafe or inappropriate to perform such tests.

(E) THE HORSE’S CLINICAL HISTORY

If the examining veterinary surgeon is aware of any prior veterinary involvement with the horse, the examination will only have been carried out with permission for disclosure of all of the known clinical history. If the clinical history represents a greater than normal risk of the horse developing future problems (i.e. recurrence or delayed consequences of a prior condition), this should be indicated on the certificate along with an explanatory note. (The horse may nevertheless be suitable for purchase based on a risk/benefit analysis). A horse may have received veterinary treatment beyond the awareness of the examining veterinary surgeon.

(F) SELLER’S WARRANTY

The opinion provides no assurances in respect of matters that can only be established by a seller’s representations to the purchaser. A seller’s warranty is a matter between the seller and the purchaser and is not the responsibility of the examining veterinary surgeon. The purchaser should consider obtaining a written warranty from the seller covering, for example, matters such as medical or surgical history, height, freedom from vices, temperament, non-administration of drugs prior to the examination and the horse’s previous or existing uses and performance levels.

(G) THE OPINION

The opinion expressed in this certificate is based solely on the standard procedure of examination recommended by the “*BEVA/RCVS Guidance Notes on the Examination of a Horse on Behalf of a Prospective Purchaser (amended 2018)*” (as varied by those omitted or additional procedures that are detailed in the certificate). The opinion is subject to the limitations of the examination (see note C above) and provides no assurances in respect of those matters that can only be established by a seller’s representations to a purchaser (see note F above).